

WEST BENGAL SC ST DEVELOPMENT & FINANCE CORPORATION
DISTRICT WISE PERFORMANCE OF INCOME GENERATING SCHEMES DURING 2009-2010
STATUS AS ON 31/3/2010

| DISTRICT | Mid Term Loans with SCP Assistance | | | Assistance to SHGs under SCA to TSP | | | Term Loan - NSFDC | | | Mahila Samridhi Yojana (MSY) | | | Term Loan - NSTFDC | | | Adibasi Mahila Swashaktikaran Yojana (AMSY) | | | Combined Index | Rank |
|---------------|------------------------------------|--------------|-------|-------------------------------------|--------------|-------|-------------------|------------|-------|------------------------------|-------------|-------|--------------------|-----------|-------|---|-------------|-------|----------------|------|
| | T | A1 | Index | T | A2 | Index | T | A3 | Index | T | A4 | Index | T | A5 | Index | T | A6 | Index | | |
| 1 | 2 | 3 | 4 | 4 | 5 | 6 | 7 | 8 | 9 | 10 | 11 | 12 | 13 | 14 | 15 | 16 | 17 | 18 | 19 | 20 |
| Bankura | 2432 | 2106 | 0.87 | 1735 | 1301 | 0.75 | 38 | 10 | 0.26 | 378 | 287 | 0.76 | 11 | 7 | 0.64 | 188 | 190 | 1.01 | 0.77 | 11 |
| Burdwan | 4538 | 3002 | 0.66 | 2313 | 108 | 0.05 | 71 | 17 | 0.24 | 705 | 1623 | 2.3 | 14 | 6 | 0.43 | 251 | 462 | 1.84 | 0.9 | 5 |
| Birbhum | 2170 | 2902 | 1.34 | 1065 | 26 | 0.02 | 34 | 14 | 0.41 | 338 | 530 | 1.57 | 7 | 1 | 0.14 | 115 | 299 | 2.6 | 1.09 | 4 |
| Coochbehar | 3030 | 3169 | 1.05 | 77 | 115 | 1.49 | 47 | 40 | 0.85 | 471 | 381 | 0.81 | 1 | 0 | 0 | 8 | 15 | 1.88 | 1.1 | 3 |
| D. Dinajpur | 1055 | 1398 | 1.33 | 656 | 403 | 0.61 | 16 | 7 | 0.44 | 164 | 100 | 0.61 | 8 | 7 | 0.88 | 137 | 97 | 0.71 | 0.85 | 9 |
| Darjeeling | 120 | 138 | 1.15 | 1055 | 912 | 0.86 | 2 | 3 | 1.5 | 19 | 20 | 1.05 | 9 | 14 | 1.56 | 48 | 398 | 8.29 | 2.22 | 1 |
| Hooghly | 2899 | 2418 | 0.83 | 1111 | 742 | 0.67 | 45 | 9 | 0.2 | 451 | 317 | 0.7 | 7 | 1 | 0.14 | 120 | 115 | 0.96 | 0.67 | 12 |
| Howrah | 1606 | 1695 | 1.06 | 245 | 34 | 0.14 | 25 | 4 | 0.16 | 250 | 218 | 0.87 | 1 | 0 | 0 | 11 | 5 | 0.45 | 0.56 | 16 |
| Jalpaiguri | 3045 | 3120 | 1.02 | 3365 | 3114 | 0.93 | 47 | 34 | 0.72 | 474 | 516 | 1.09 | 20 | 10 | 0.5 | 364 | 203 | 0.56 | 0.86 | 8 |
| Kolkata | 670 | 0 | 0 | 0 | 0 | 0 | 10 | 19 | 1.9 | 104 | 1 | 0.01 | 1 | 0 | 0 | 6 | 0 | 0 | 0.19 | 20 |
| Malda | 1351 | 2486 | 1.84 | 1190 | 691 | 0.58 | 21 | 3 | 0.14 | 210 | 187 | 0.89 | 7 | 1 | 0.14 | 129 | 44 | 0.34 | 0.88 | 6 |
| Murshidabad | 1716 | 1202 | 0.7 | 400 | 0 | 0 | 27 | 4 | 0.15 | 267 | 302 | 1.13 | 2 | 0 | 0 | 43 | 79 | 1.84 | 0.67 | 12 |
| Nadia | 3331 | 3329 | 1 | 597 | 169 | 0.28 | 52 | 9 | 0.17 | 518 | 235 | 0.45 | 4 | 0 | 0 | 65 | 34 | 0.52 | 0.52 | 17 |
| North 24 Pgs | 4490 | 3364 | 0.75 | 1042 | 61 | 0.06 | 70 | 14 | 0.2 | 698 | 284 | 0.41 | 6 | 1 | 0.17 | 113 | 9 | 0.08 | 0.35 | 19 |
| Pas Medinipur | 2286 | 2066 | 0.9 | 4047 | 2507 | 0.62 | 36 | 15 | 0.42 | 356 | 308 | 0.87 | 25 | 1 | 0.04 | 438 | 128 | 0.29 | 0.61 | 14 |
| Pur Medinipur | 1558 | 641 | 0.41 | 143 | 111 | 0.78 | 24 | 0 | 0 | 242 | 90 | 0.37 | 1 | 1 | 1 | 15 | 18 | 1.2 | 0.61 | 14 |
| Purulia | 1131 | 1170 | 1.03 | 2257 | 1330 | 0.59 | 18 | 6 | 0.33 | 176 | 264 | 1.5 | 15 | 3 | 0.2 | 263 | 303 | 1.15 | 0.88 | 6 |
| Siliguri | 512 | 469 | 0.92 | 599 | 575 | 0.96 | 8 | 20 | 2.5 | 80 | 215 | 2.69 | 4 | 4 | 1 | 68 | 287 | 4.22 | 1.85 | 2 |
| South 24 Pgs | 5410 | 5843 | 1.08 | 444 | 0 | 0 | 83 | 38 | 0.46 | 842 | 1111 | 1.32 | 3 | 2 | 0.67 | 48 | 70 | 1.46 | 0.85 | 9 |
| U Dinajpur | 1650 | 2155 | 1.31 | 1270 | 310 | 0.24 | 26 | 0 | 0 | 257 | 32 | 0.12 | 4 | 0 | 0 | 70 | 12 | 0.17 | 0.48 | 18 |
| TOTAL | 45000 | 42673 | | 23611 | 12509 | | 700 | 266 | | 7000 | 7021 | | 150 | 59 | | 2500 | 2768 | | | |

T = Physical Target

A = Physical Achievement


Index = A/T (Rounded)

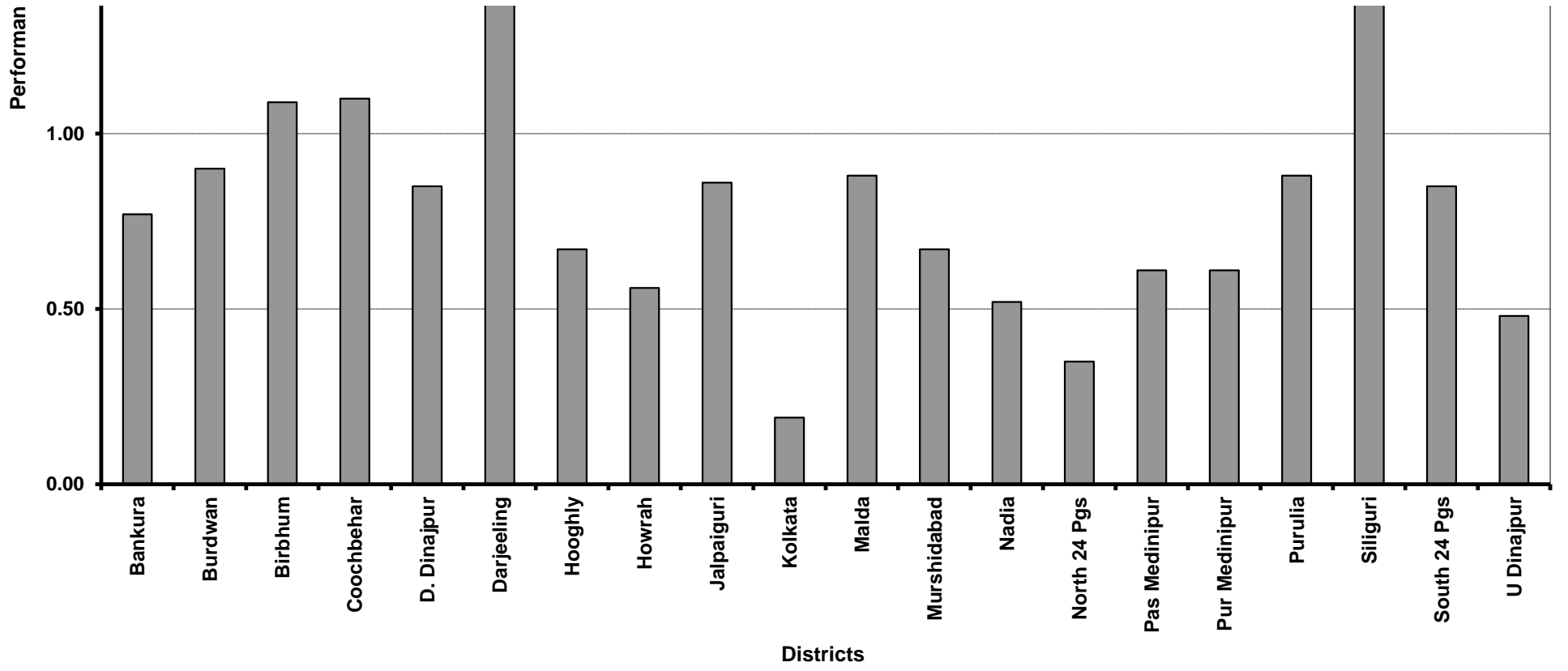
Combined Index = Weighted Average of individual indices

Weights : SCP = 30%, TSP =20%, MSY=15%, AMSY =15%, NSFDC=10%, NSTFDC=10%

| DISTRICT | Combined Index |
|---------------|----------------|
| 1 | 19 |
| Bankura | 0.77 |
| Burdwan | 0.90 |
| Birbhum | 1.09 |
| Coochbehar | 1.10 |
| D. Dinajpur | 0.85 |
| Darjeeling | 2.22 |
| Hooghly | 0.67 |
| Howrah | 0.56 |
| Jalpaiguri | 0.86 |
| Kolkata | 0.19 |
| Malda | 0.88 |
| Murshidabad | 0.67 |
| Nadia | 0.52 |
| North 24 Pgs | 0.35 |
| Pas Medinipur | 0.61 |
| Pur Medinipur | 0.61 |
| Purulia | 0.88 |
| Siliguri | 1.85 |
| South 24 Pgs | 0.85 |
| U Dinajpur | 0.48 |

DISTRICT WISE PERFORMANCE

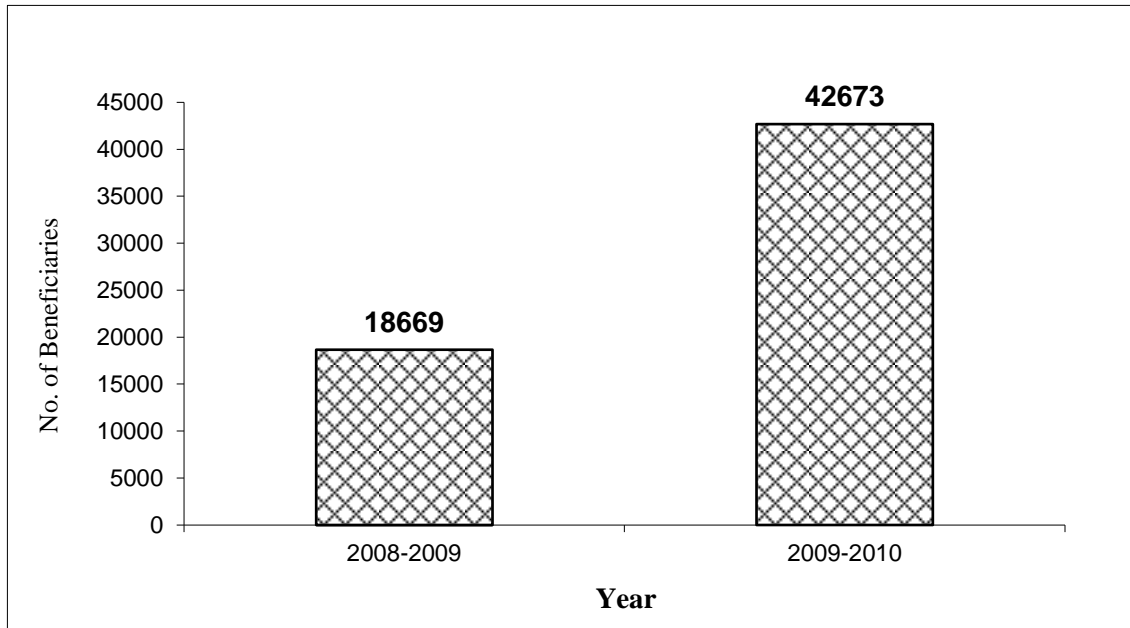




MID TERM LENDING PROGRAMME : SCP

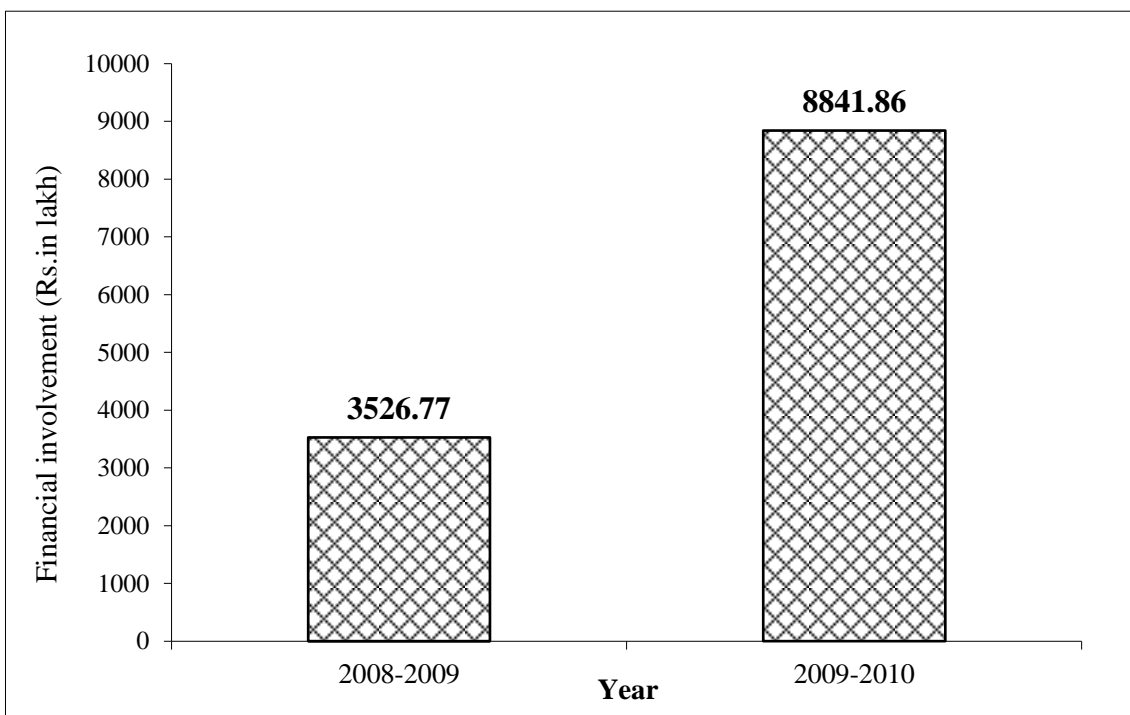
Physical performance

| Year | No. of beneficiaries |
|-----------|----------------------|
| 2008-2009 | 18669 |
| 2009-2010 | 42673 |



Financial Performance (Rs. In lakh)

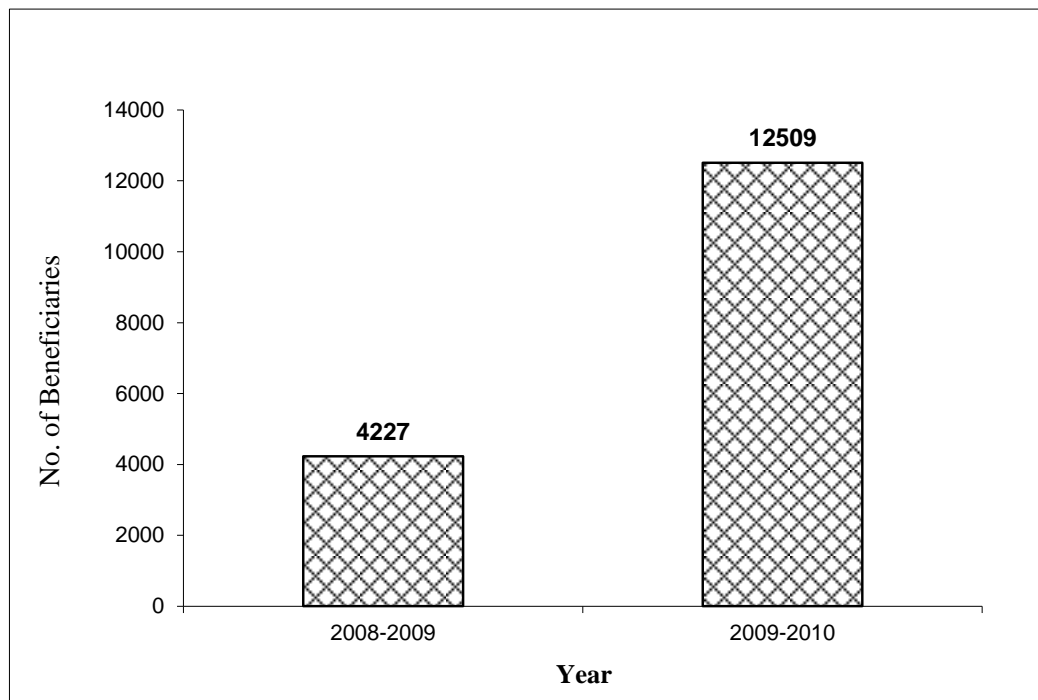
| Year | Financial involvement |
|-----------|-----------------------|
| 2008-2009 | 3526.77 |
| 2009-2010 | 8841.86 |



WEST BENGAL SCHEDULED CASTES & SCHEDULED TRIBES DEVELOPMENT & FINANCE CORPORATION
COMPARATIVE PERFORMANCE DURING 2008-2009 & 2009-2010
ASSISTANCE : TSP

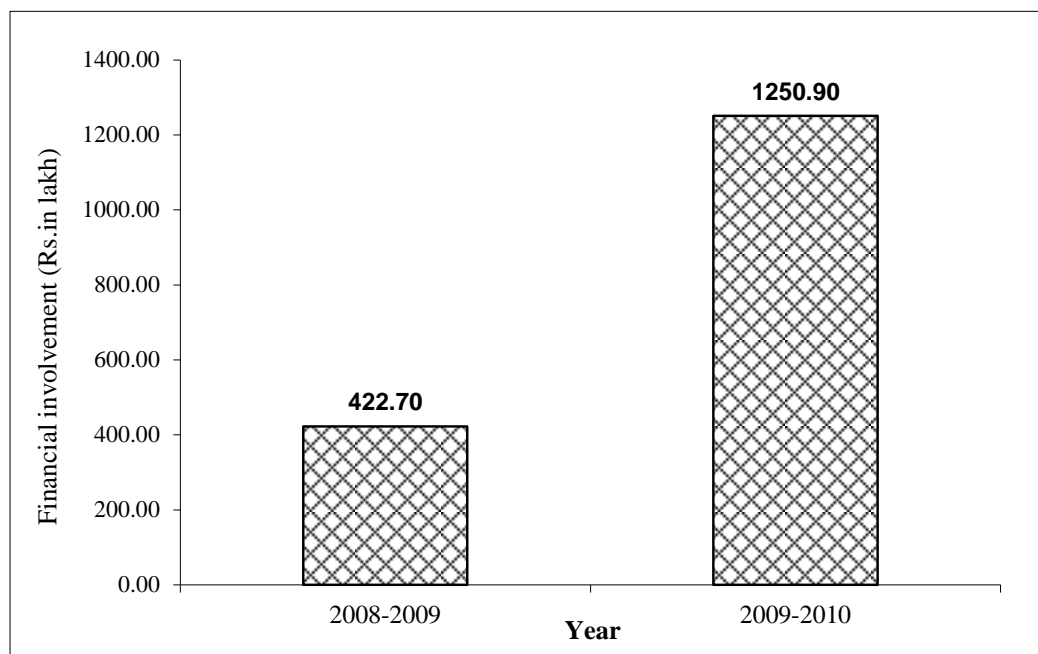
Physical performance

| Year | No. of beneficiaries |
|-------------|-----------------------------|
| 2008-2009 | 4227 |
| 2009-2010 | 12509 |



Financial Performance (Rs. In lakh)

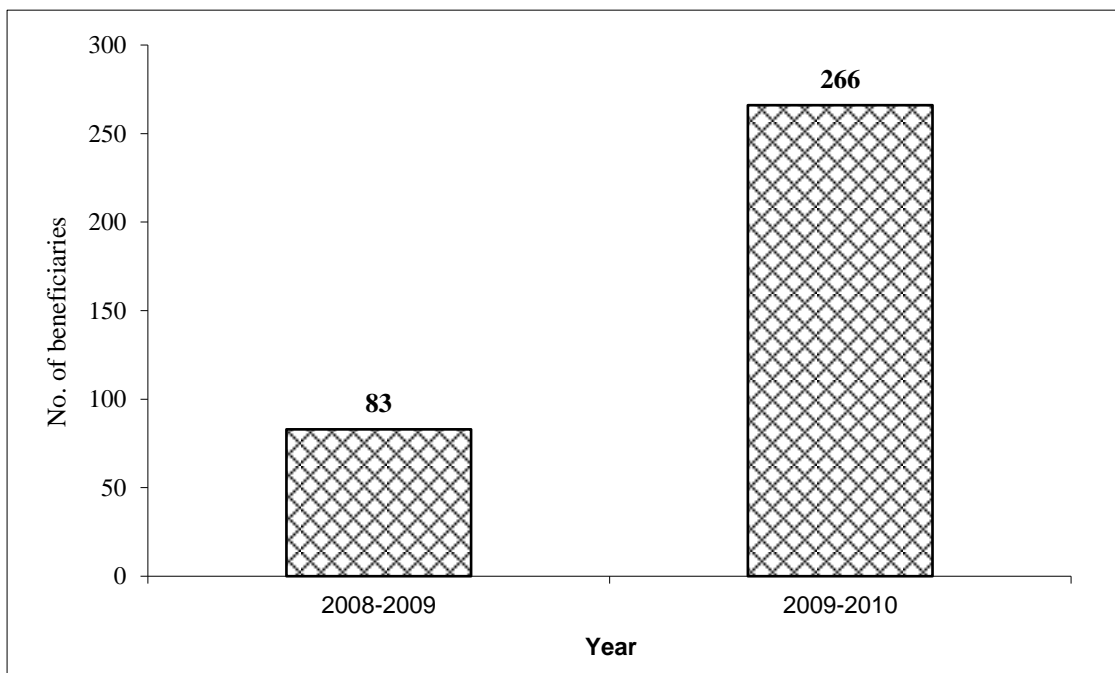
| Year | Financial involvement |
|-------------|------------------------------|
| 2008-2009 | 422.70 |
| 2009-2010 | 1250.90 |



WEST BENGAL SCHEDULED CASTES & SCHEDULED TRIBES DEVELOPMENT & FINANCE CORPORATION
COMPARATIVE PERFORMANCE DURING 2008-2009 & 2009-2010
NSFDC TERM LOAN

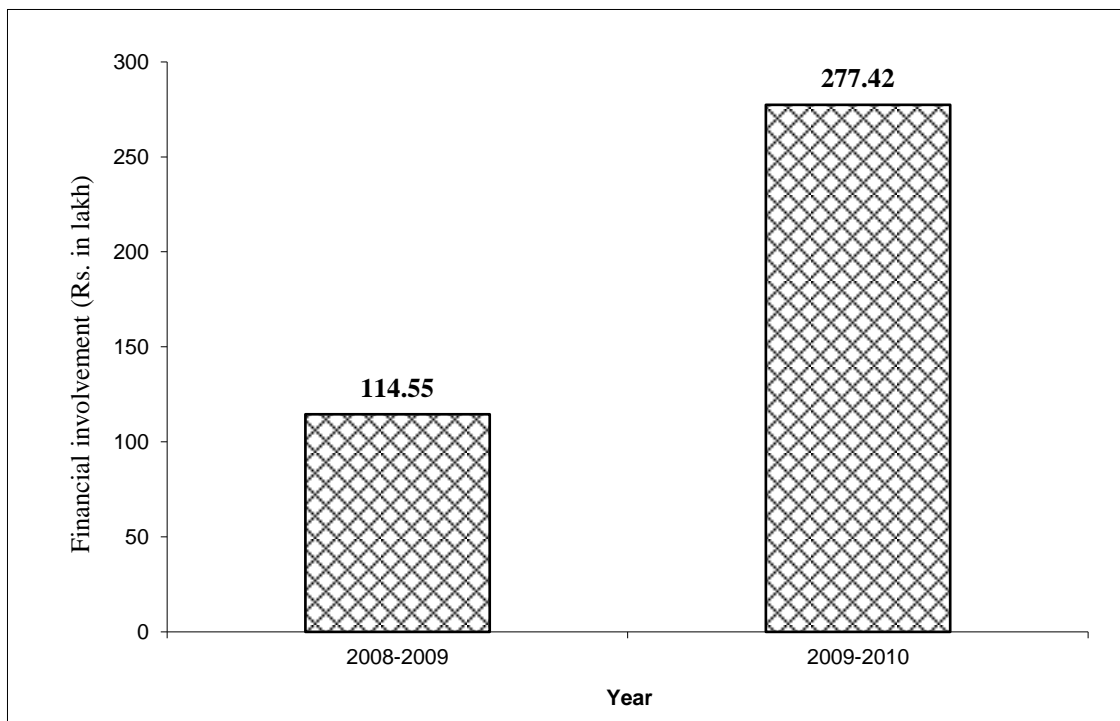
Physical performance

| Year | No. of beneficiaries |
|-------------|-----------------------------|
| 2008-2009 | 83 |
| 2009-2010 | 266 |



Financial Performance (Rs. In Lakh)

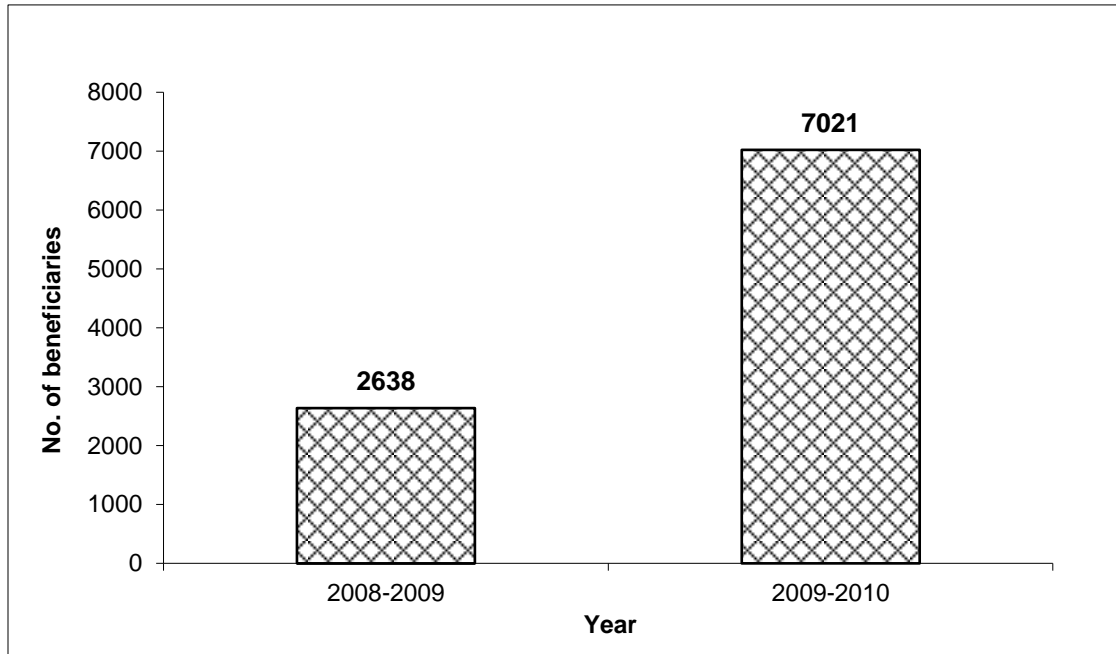
| Year | Financial involvement |
|-------------|------------------------------|
| 2008-2009 | 114.55 |
| 2009-2010 | 277.42 |



WEST BENGAL SCHEDULED CASTES & SCHEDULED TRIBES DEVELOPMENT & FINANCE CORPORATION
COMPARATIVE PERFORMANCE DURING 2008-2009 & 2009-2010
MSY (NSFDC)

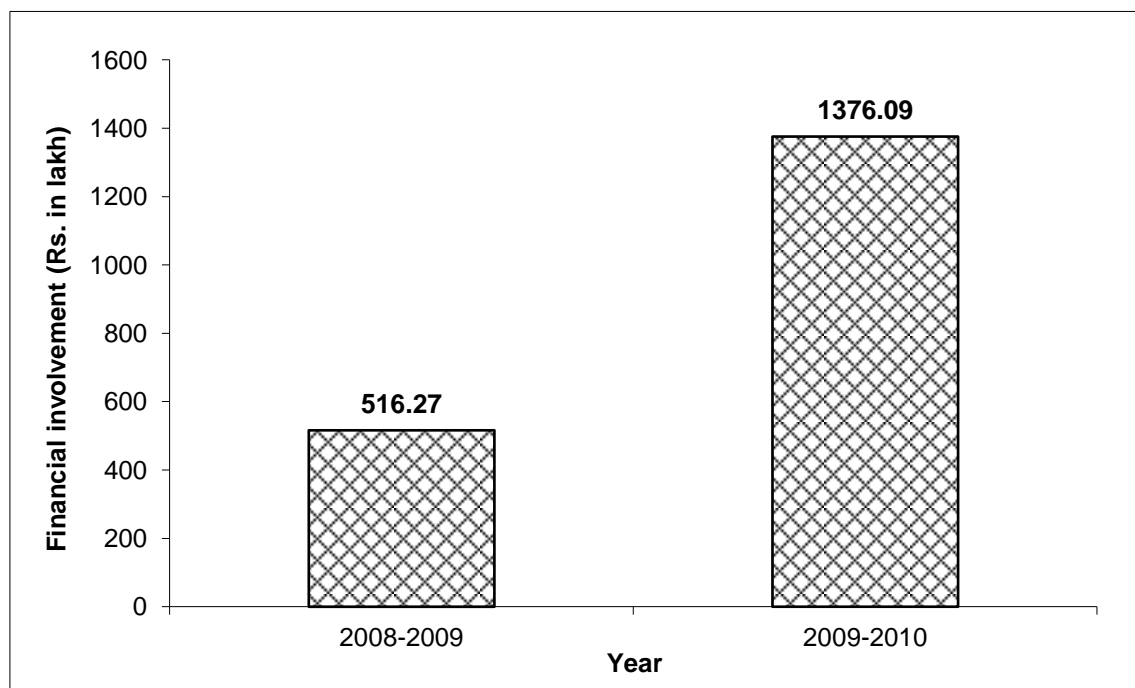
Physical performance

| Year | No. of beneficiaries |
|-------------|-----------------------------|
| 2008-2009 | 2638 |
| 2009-2010 | 7021 |



Financial Performance (Rs in lakh)

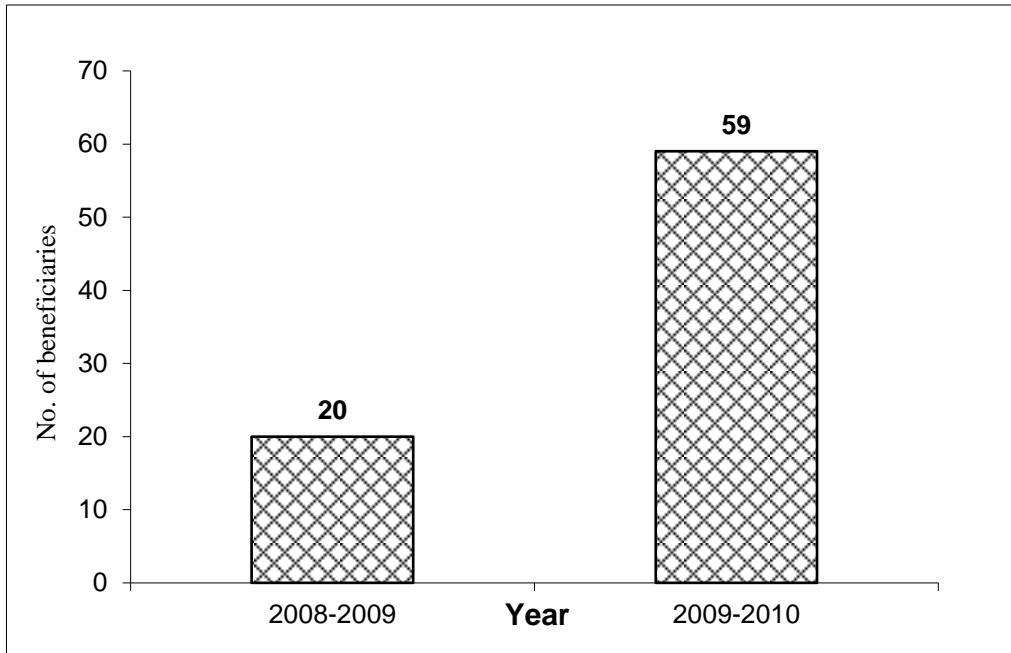
| Year | Financial involvement |
|-------------|------------------------------|
| 2008-2009 | 516.27 |
| 2009-2010 | 1376.09 |



WEST BENGAL SCHEDULED CASTES & SCHEDULED TRIBES DEVELOPMENT & FINANCE CORPORATION
COMPARATIVE PERFORMANCE DURING 2008-2009 & 2009-2010
NSTFDC TERM LOAN

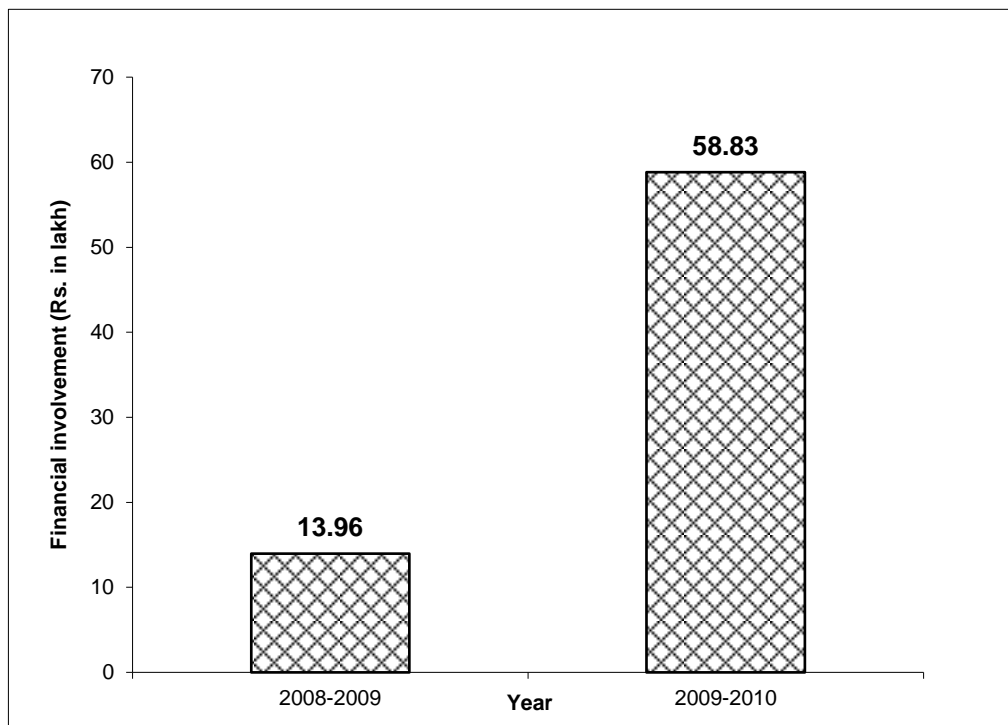
Physical performance

| Year | No. of beneficiaries |
|-------------|-----------------------------|
| 2008-2009 | 20 |
| 2009-2010 | 59 |



Financial Performance (Rs. In lakh)

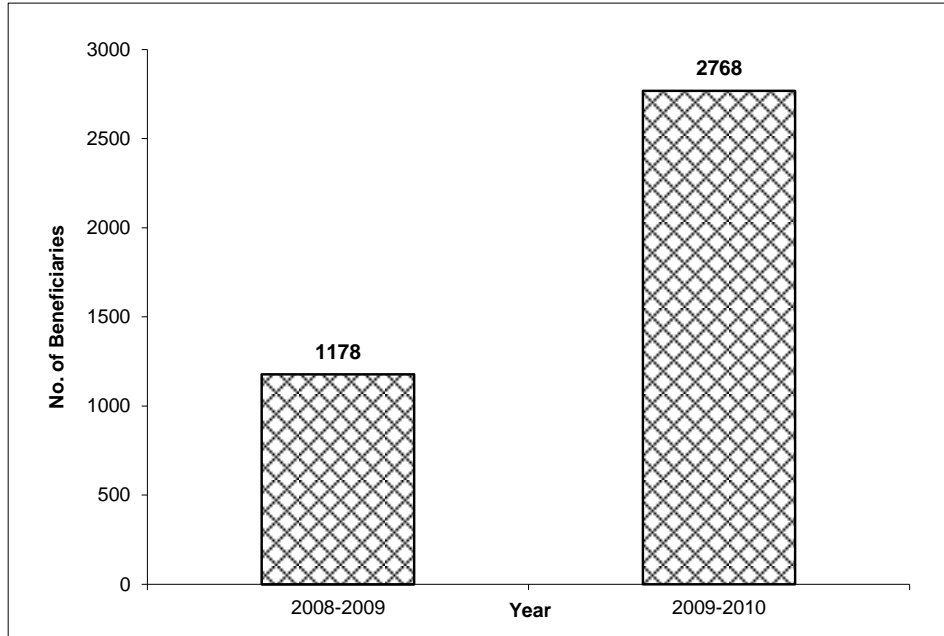
| Year | Financial involvement |
|-------------|------------------------------|
| 2008-2009 | 13.96 |
| 2009-2010 | 58.83 |



WEST BENGAL SCHEDULED CASTES & SCHEDULED TRIBES DEVELOPMENT & FINANCE CORPORATION
COMPARATIVE PERFORMANCE DURING 2008-2009 & 2009-2010
AMSY (NSTFDC)

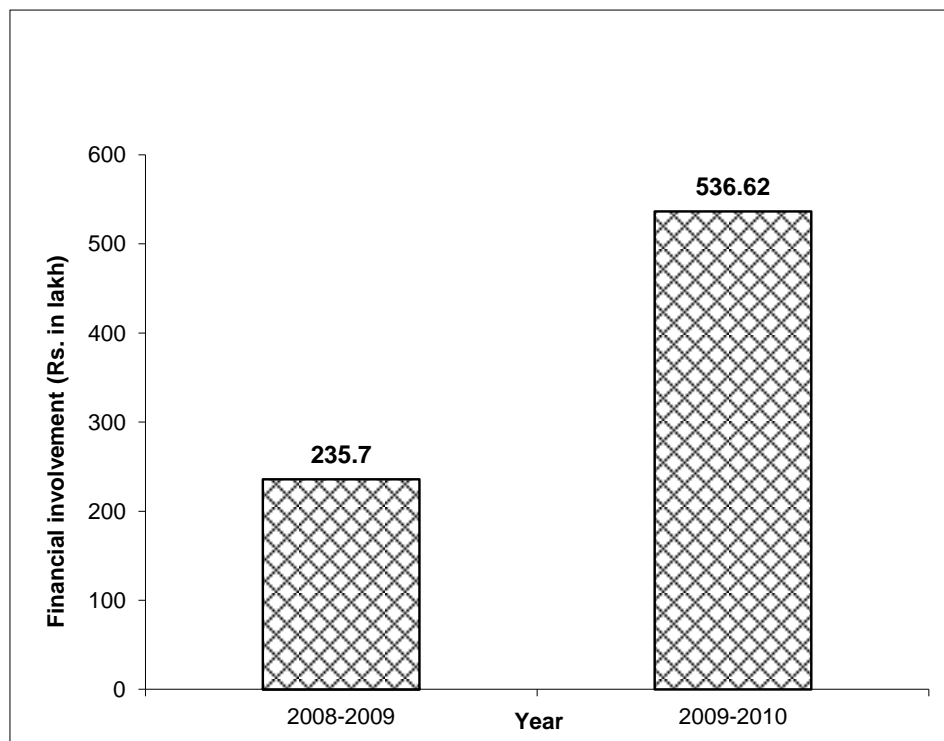
Physical performance

| Year | No. of beneficiaries |
|-------------|-----------------------------|
| 2008-2009 | 1178 |
| 2009-2010 | 2768 |



Financial Performance (Rs. In lakh)

| Year | Financial involvement |
|-------------|------------------------------|
| 2008-2009 | 235.7 |
| 2009-2010 | 536.62 |



WEST BENGAL SC ST DEVELOPMENT & FINANCE CORPORATION
DISTRICT WISE PERFORMANCE OF INCOME GENERATING SCHEMES DURING 2009-2010
STATUS AS ON 31/3/2010

| DISTRICT | Mid Term Loans with SCP Assistance | | Assistance to SHGs under SCA to TSP | | Term Loan - NSFDC | | Mahila Samridhi Yojana (MSY) | | Term Loan - NSTFDC | | Adibasi Mahila Swashaktikaran Yojana (AMSY) | |
|---------------|------------------------------------|--------------|-------------------------------------|--------------|-------------------|------------|------------------------------|-------------|--------------------|-----------|---|-------------|
| | T | A | T | A | T | A | T | A | T | A | T | A |
| 1 | 2 | 3 | 4 | 5 | 6 | 7 | 8 | 9 | 10 | 11 | 12 | 13 |
| Bankura | 2432 | 2106 | 1735 | 1301 | 38 | 10 | 378 | 287 | 11 | 7 | 188 | 190 |
| Burdwan | 4538 | 3002 | 2313 | 108 | 71 | 17 | 705 | 1623 | 14 | 6 | 251 | 462 |
| Birbhum | 2170 | 2902 | 1065 | 630 | 34 | 14 | 338 | 530 | 7 | 1 | 115 | 299 |
| Coochbehar | 3030 | 3169 | 77 | 115 | 47 | 40 | 471 | 381 | 1 | 0 | 8 | 15 |
| D. Dinajpur | 1055 | 1398 | 656 | 769 | 16 | 7 | 164 | 100 | 8 | 7 | 137 | 97 |
| Darjeeling | 120 | 138 | 1055 | 912 | 2 | 3 | 19 | 20 | 9 | 14 | 48 | 398 |
| Hooghly | 2899 | 2418 | 1111 | 742 | 45 | 9 | 451 | 317 | 7 | 1 | 120 | 115 |
| Howrah | 1606 | 1695 | 245 | 34 | 25 | 4 | 250 | 218 | 1 | 0 | 11 | 5 |
| Jalpaiguri | 3045 | 3120 | 3365 | 3114 | 47 | 34 | 474 | 516 | 20 | 10 | 364 | 203 |
| Kolkata | 670 | 0 | 0 | 0 | 10 | 19 | 104 | 1 | 1 | 0 | 6 | 0 |
| Malda | 1351 | 2486 | 1190 | 1171 | 21 | 3 | 210 | 187 | 7 | 1 | 129 | 44 |
| Murshidabad | 1716 | 1202 | 400 | 0 | 27 | 4 | 267 | 302 | 2 | 0 | 43 | 79 |
| Nadia | 3331 | 3329 | 597 | 169 | 52 | 9 | 518 | 235 | 4 | 0 | 65 | 34 |
| North 24 Pgs | 4490 | 3364 | 1042 | 340 | 70 | 14 | 698 | 284 | 6 | 1 | 113 | 9 |
| Pas Medinipur | 2286 | 2066 | 4047 | 2507 | 36 | 15 | 356 | 308 | 25 | 1 | 438 | 128 |
| Pur Medinipur | 1558 | 641 | 143 | 111 | 24 | 0 | 242 | 90 | 1 | 1 | 15 | 18 |
| Purulia | 1131 | 1170 | 2257 | 2170 | 18 | 6 | 176 | 264 | 15 | 3 | 263 | 303 |
| Siliguri | 512 | 469 | 599 | 575 | 8 | 20 | 80 | 215 | 4 | 4 | 68 | 287 |
| South 24 Pgs | 5410 | 5843 | 444 | 0 | 83 | 38 | 842 | 1111 | 3 | 2 | 48 | 70 |
| U Dinajpur | 1650 | 2155 | 1270 | 310 | 26 | 0 | 257 | 32 | 4 | 0 | 70 | 12 |
| TOTAL | 45000 | 42673 | 23611 | 15078 | 700 | 266 | 7000 | 7021 | 150 | 59 | 2500 | 2768 |

T = Physical Target

A = Physical Achievement